

HITACHI

MultiZone reverse cycle systems

Cooling & Heating



Creating truly comfortable living spaces.

We want to help you find the air conditioner that best suits your lifestyle. Our partnership with **temperzone** combines innovative global products with local knowledge and support to meet your needs faster, smarter and more responsibly than ever before.



WIDE AMBIENT OPERATING RANGE
-15°C IN WINTER
46°C IN SUMMER



REVERSE
CYCLE



AUTO
RESTART



UP TO SIX INDOOR
UNITS
CONNECTABLE



INDIVIDUAL
CONTROL



DC INVERTER
TWIN ROTARY
COMPRESSORS



POWER
START UP



UP TO 90 METERS PIPE
LENGTH - APPLICABLE
MODELS



01



Where sustainability, economy and performance meet

Created with high efficiency in mind, our MultiZone reverse cycle systems can form an integral part of your sustainable energy strategy.

- Compatibility with a range of indoor unit types such as wall mounted, ceiling cassette or ducted.
- The ability to improve aesthetics through the use of minimal outdoor units.
- Our system allows up to 90-metres between outdoor and indoor units and 25-metres per indoor head.
- Ease of operation via a user-friendly controller, which also facilitates easy and fast servicing by accurately displaying the status of all performance parameters.
- Optional remote for on/off function that enables automatic deactivation once a room becomes unoccupied.
- High durability, made possible by anti-corrosion and anti-dust coatings on the outer heat exchanger.



Flexibility in design

Hitachi MultiZone systems enable you to choose from a range of indoor unit types. You can select the temperature for each area, helping you create the perfect harmonious living environment.



Zone control that's fast, efficient and clean

Imagine having the power to rapidly adjust your comfort level in selected areas while ensuring that the air you breathe is virtually free of allergens and bacteria. Our MultiZone reverse cycle system makes it all possible.



FLEXIBLE
DESIGN



EASY
MAINTENANCE



AIR
QUALITY



CONTROL

Offering an easy, economical way to heat or cool up to six indoor spaces, the MultiZone system connects separately to each indoor unit, giving you the ability to activate each room individually or simultaneously. It also enables you to set different temperatures for each area, helping you create the perfect harmonious living environment.

Able to rapidly heat or cool only those rooms that are occupied, our system enables you to customise your energy usage while significantly reducing running costs.

For those demanding only the purest air quality, our wall-mounted indoor units feature a unique nano-wasabi filter and nano-titanium-stainless steel pre-filter coating that reduce bacteria and allergen levels.

Even if your outdoor space is limited, MultiZone's highly compact units are perfect for homes that have limited space for outdoor units.

Ranging in capacity from 5.3kW to 10.6kW in cooling and 6.8kW to 13.6kW in heating, our MultiZone reverse cycle systems are the ideal climate control solution for medium-sized, multiple-floor homes with limited space, or light commercial settings like shops or restaurants.

High efficiency levels are also made possible by our use of super-efficient DC technology within the system's motor, fans and inverter compressor.

It's just another way we're helping to create the perfect environment.



OUTDOOR UNIT

WALL MOUNT



CASSETTE

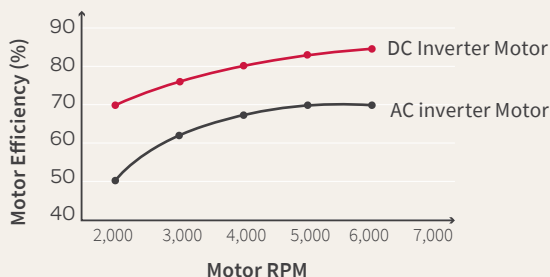


BULKHEAD

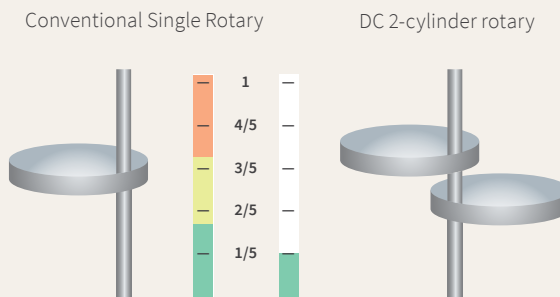


**COMPARISON OF MOTOR EFFICIENCY
(COMPARED BY HITACHI)**

10% Gain in efficiency



**CD 2-CYLINDER ROTARY COMPRESSOR
COMPARISON**



ALL PAM INVERTER

The inverter driven compressor enables fast start-up and rapid achievement of desired temperature before reducing rotation speed to generate energy savings without incurring a loss of comfort.

As the pioneer of DC inverter systems and PAM in-room air conditioners, our DC-powered fans and compressors deliver a degree of performance that exceeds that of AC-powered alternatives.

INVERTER CONTROL

Our PAM control system can maintain current pulse waveform and avoid distortion, thus enhancing power efficiency. This cutting-edge breakthrough is employed in our MultiZone systems to maximise comfort and efficiency.

**HIGH PERFORMANCE,
HEATING AT -15°C**

Our PAM inverter system maximises input power to achieve greater efficiency. Heating performance is especially improved, enabling you to enjoy superior comfort levels even with ambient temperatures as low as -15°C.

ENERGY EFFICIENT

MultiZone systems enable low running costs, with every kilowatt of electricity drawn delivering as much as 3.9kW in heating and 3.6kW in cooling.

**DC 2-CYLINDER ROTARY
COMPRESSOR**

Our DC 2-Cylinder rotary compressor offers higher efficiency levels than conventional rotary compressors. It employs two independently rotating cylinders that ensure well-balanced rotations and significantly reduced vibration noise.

RAPID START-UP

The variable speed compressor (inverter) enables the system to rapidly achieve desired room temperature settings. Once this temperature has been reached, the compressor rotation speed is reduced, thus reducing energy use (when compared to conventional systems) without compromising comfort levels.

AUTO-RESTART

The Auto-Restart mode is a standard feature that enables the unit to automatically resume operation in the previous mode after a power failure.

WHISPER QUIET

The quietest wall mount in our MultiZone range registers a sound level of just 20dBA while operating in its lowest mode. Because MultiZone indoor units routinely operate between low and medium fan speeds, they're the ideal choice for applications where low volumes are paramount.

Controllers



WIRED WALL CONTROLLER

The wired wall controller comes standard with bulkhead ducted units. It includes a 24-hour timer function that allows you to pre-set run times and operational parameters.



WIRELESS REMOTE CONTROLLER

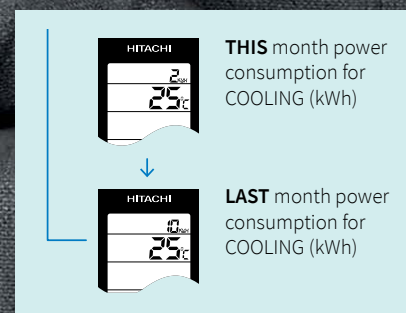
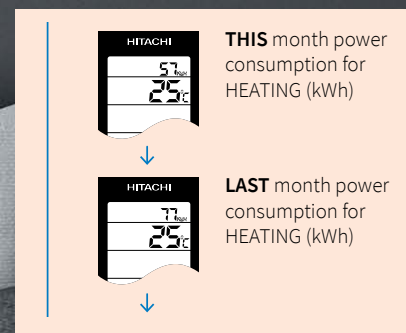
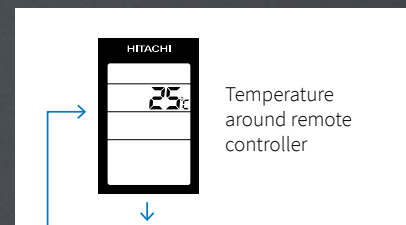
Our stylish and contemporary remote controller gives you full control of your air conditioner from the comfort of your armchair. Accompanying all wall-mounted and cassette indoor units, it features an array of impressive features, all designed to make life easier.

TRACKING POWER CONSUMPTION*

The wireless controller enables you to monitor heat pump power usage, ensuring that there are no surprises when the electricity bill arrives.

Power tracking indication

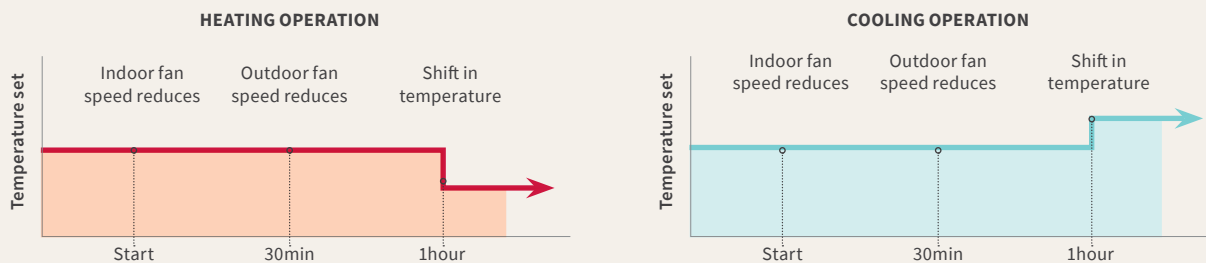
Press the info button



*Function only available with SPX-RCKA2 wireless controller

ECO SLEEP TIMER

The Eco Sleep timer runs your system through a sequence designed to maximise comfort without disrupting your sleep. Over the period of an hour, indoor and outdoor fan speeds will decrease, while the temperature will also shift slightly.



LEAVE HOME FUNCTION*

This allows you to pre-set your air conditioner to start automatically if the internal temperature drops to 10°C while you're not at home. Ideal for use in locations that experience very cold conditions, this function can be instrumental in preventing the formation of dampness and mould.

EASY SERVICING*

Self-diagnosis

In the unlikely event of unit failure, pressing the (INFO) button on the remote controller will result in an error code being displayed.

WEEKLY TIMER FUNCTION*

Totally eliminating the need to manually control your air conditioner, the Weekly Time Clock function enables you to pre-set your unit to automatically turn on and off or change temperature to suit your weekly routine. The seven-day timer function allows you to set up to six on/off time and temperature settings for each day of the week. You can even pre-set two seven-day schedules (mode A and B) and choose the desired schedule as required (e.g. winter or summer).

This is useful for periods such as summer/ winter and extended holidays.

Example of a programmed seven day schedule over summer

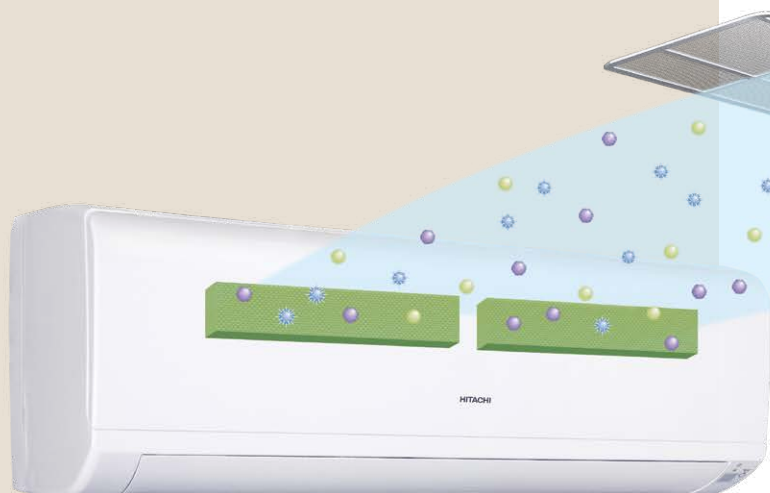
42 programs for each mode - 84 programs in total.

TIME	MON	TUE	WED	THUR	FRI	SAT	SUN
6:00	1 ON / 23°C	ON / 23°C	ON / 23°C	ON / 23°C	ON / 23°C	1 ON / 23°C	
8:00	2 OFF	OFF	OFF	OFF	OFF	2 OFF	
10:00							
12:00	3 ON / 20°C	ON / 20°C	ON / 20°C	ON / 20°C	ON / 20°C		
14:00	4 OFF	OFF	OFF	OFF	OFF		
16:00							
18:00	5 ON / 20°C	ON / 20°C	ON / 20°C	ON / 20°C	ON / 20°C	3 ON / 20°C	
20:00							
22:00	6 OFF	OFF	OFF	OFF	OFF	4 OFF	

*Function only available with SPX-RCKA2 wireless controller

Wall-Mounted RAK Series





Nano Titanium Wasabi Air Purifying Filter*

AIR FILTRATION

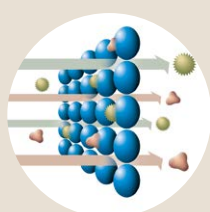
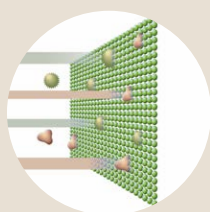
High wall Splits wall-mounted units, feature our cutting-edge Nano Titanium air purifying filter that has been proven to effectively capture and neutralise germs, bacteria, allergens, mould and odours.

All our MultiZone indoor units feature a washable antibacterial pre-filter that absorbs and collects larger dust and pollen particles.

Anti-bacterial agents:

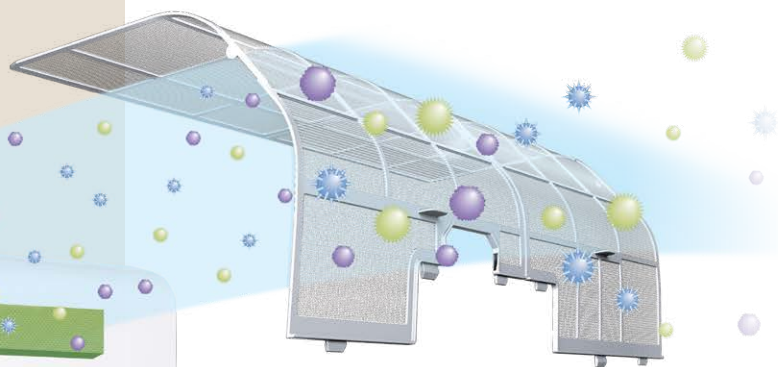
Nano Titanium

Conventional



● Bacteria ▲ Odours

*For wall mounted indoor units only.



Stainless Steel Filter

RAK25 & RAK35 have mesh filter

COMPACT LOUVRES

Rapidly deliver sweeping airflow to every corner of the room, eliminating dead zones and improving cooling and heating capabilities. Units feature both up/down and left/right auto swing operation (RAK-60/70 manual left/right).

HIGH EFFICIENCY

The Lambda-shaped heat exchanger's advanced design features a wide surface area and graduated design grille that increases heat exchanger efficiency and performance.

SILENT OPERATION

Trapezoidal fan blades cut the air diagonally to minimise frictional resistance, which in turn reduces sound levels and improves efficiency.

Cassette Type RAI series



HIGH EFFICIENCY

Discreet and economical, our ceiling-mounted cassettes offer an effective solution for large open-plan areas or rooms with high ceilings. Usually centrally located, they enable valuable wall space integrity to be maintained.

FLEXIBLE AND QUIET AIRFLOW SYSTEM

The cassette can be configured to enable 2-way, 3-way or 4-way airflow. A super high-stream turbo fan enables greater airflow efficiency while minimising sound (just 25dB in Sleep mode) via its 3D twisted wing design.

COMPACT SIZE

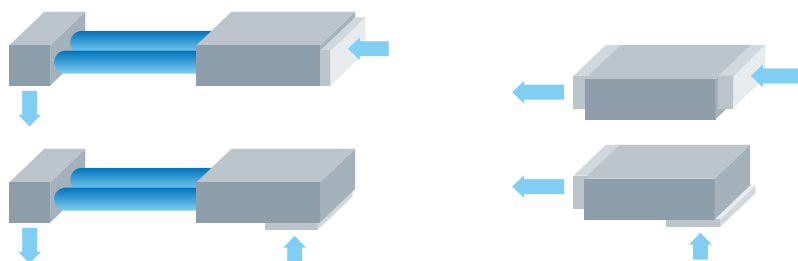
The 600mm x 600mm ceiling units fit neatly inside a standard office tile, minimising installation time and rendering them perfect for shop and office applications.

ONE-TOUCH PANEL

The panel can be swung open up to 90-degrees so that the washable filter can easily be removed for cleaning.



Bulkhead Type RAD Series



CONCEALED UNIT

Subtle vents located throughout a home or office quietly and efficiently deliver conditioned air while maintaining a constant temperature. The unit is easily installed within a ceiling or wardrobe and is ideal for retrofits or new homes.

STATIC PRESSURE AND AIRFLOW

A highly effective multi-blade centrifugal fan provides efficient yet gentle airflow with minimal sound, even at high speeds.

BUILT-IN DRAIN PUMP

The unit is equipped with an internal drain pump (500mm lift) to remove accumulated condensate from the drain pan during operation. This allows greater installation flexibility.

MultiZone Range capacities

YOU'LL FIND THE PERFECT MULTIZONE SOLUTION FOR YOUR HOME

With a wide selection of compact wall-mounted units, cassette units and concealed in-the-ceiling bulkhead units, our MultiZone indoor range caters for all requirements. Offering the ability to connect up to six indoor units with up to 90-metres of piping, the highly-customisable MultiZone system ensures the delivery of year-round comfort.



Outdoor unit model

	RAM-55QHA2	RAM-68QHA2	RAM-72QHA2	RAM-90QHA2	RAM-110QHA2
Nom capacity kW Cool / Heat	5.3 / 6.8	6.8 / 8.5	7.0 / 8.5	8.5 / 10.0	10.6 / 13.6
Min / Max Nom Combination kW	3.6 / 9.0	3.6 / 11.0	3.6 / 11.0	3.6 / 15.5	7.2 / 18.0
Max Pipe Length (m)	35	60	60	75	90
Height Difference	20	20	20	20	20*
Indoor Units Connectable (min / max)	2/2	2/3	2/4	2/5	4/6

*see technical data for requirements

Indoor unit model

	HI WALL MOUNTED RAK SERIES	BULKHEAD RAD SERIES	CASSETTE RCI SERIES
Nominal Cooling			
1.8kW	●	●	
2.5kW	●	●	●
3.5kW	●	●	●
5.0kW	●	●	●
6.0kW	●		
7.0kW	●		

RAK Series Wall Mounted



RAK-18-50

Model : Indoor Unit	RAK-18NHA2	RAK-25NHA2	RAK-35NHA2	RAK-50NHA2	RAK-60NHA2	RAK-70NHA2
---------------------	------------	------------	------------	------------	------------	------------

General Specifications

Capacity

Nominal Cooling Capacity (kW)	1.8	2.5	3.5	5.0	6.0	7.1
Nominal Heating Capacity (kW)	2.5	3.4	4.2	6.5	7.3	8.5

Airflow

Cooling (l/sec) Hi / Med / Low / Super Low	133 / 112 / 83 / 67	142 / 117 / 100 / 80	168 / 133 / 100 / 67	217 / 150 / 113 / 83	225 / 175 / 127 / 88	258 / 183 / 137 / 115
Heating (l/sec) Hi / Med / Low / Super Low	150 / 125 / 97 / 67	158 / 133 / 117 / 80	192 / 142 / 117 / 67	225 / 158 / 113 / 92	250 / 192 / 158 / 142	290 / 192 / 158 / 142

Dimensions & Weights

Dimensions (H x W x D mm)	300 x 790 x 230			295 x 1030 x 207		
Weight (kg)	10			11		
Colour	White			Light Gray		

Sound Pressure Level

Cooling Level dB(A) Hi / Med / Low / Super Low	35/30/26/20	38/32/26/20	41/35/29/25	47/39/31/27	47/42/33/28	48/42/33/30
Heating Level dB(A) Hi / Med / Low / Super Low	36/33/27/23	39/33/27/23	41 /35/30/26	47/39/31/27	47/42/34/33	49/42/34/33

Installer Specifications

Installation

Connections	Flare Nut Connection					
Pipe Connection Sizes: Liquid Ømm / Gas Ømm	6.35 / 9.35		6.35 / 12.7		6.35 / 15.88	

RAI Series 4 Way Cassette



Model : Indoor Unit	RAI-25NHA2	RAI-35NHA2	RAI-50NHA2
General Specifications			
Capacity			
Nominal Cooling Capacity (kW)	2.5	3.5	5.0
Nominal Heating capacity (kW)	3.5	4.8	6.2
Airflow			
Cooling (l/sec) Hi / Med / Low / Super Low	133 / 117 / 100 / 92	158 / 142 / 117 / 108	175 / 142 / 125 / 108
Heating (l/sec) Hi / Med / Low / Super Low	150 / 133 / 117 / 108	183 / 142 / 133 / 125	192 / 150 / 142 / 125
Dimensions & Weights			
Dimensions (H x W x D mm)	285 x 580 x 580		
Weight (kg)	20		
Adaptable Air Panel Model (Facia Panel)	RAI-ECPP		
Panel Size (mm) (H x W x Dmm)	32 x 650 x 650		
Panel Weight (kg)	4		
Colour	Pure White		
Sound Pressure Level			
Cooling Hi / Med / Low / Super Low	35 / 32 / 29 / 25	39 / 34 / 29 / 26	43 / 35 / 32 / 29
Heating Hi / Med / Low / Super Low	36 / 33 / 30 / 27	40 / 36 / 32 / 29	43 / 36 / 32 / 30
Installer Specifications			
Installation Connections			
Pipe Connection Sizes: Liquid Ømm / Gas Ømm	6.35 / 9.52		6.35 / 12.7

RAD Series Ducted



Model : Indoor Unit	RAD-18NHA2	RAD-25NHA2	RAD-35NHA2	RAD-50NHA2
General Specifications				
Capacity				
Nominal Cooling Capacity (kW)	1.8	2.5	3.5	5.0
Nominal Heating capacity (kW)	2.5	3.5	4.8	6.0
Airflow				
Cooling (l/sec) Hi / Med / Low / Super Low	136 / 122 / 103 / 92	142 / 125 / 108 / 92		142 / 125 / 100 / 92
Heating (l/sec) Hi / Med / Low / Super Low	153 / 125 / 103 / 92	167 / 133 / 117 / 100		175 / 133 / 117 / 100
Dimensions & Weights				
Dimensions (H x W x D mm)	235 x 750 x 400			
Weight (kg)	16			
Sound Pressure Level				
Cooling Level dB(A) Hi / Med / Low / Super Low	36 / 34 / 31 / 29			38 / 35 / 32 / 29
Heating Level dB(A) Hi / Med / Low / Super Low	37 / 33 / 30 / 27			38 / 35 / 32 / 29
Installer Specifications				
Installation Connections				
Pipe Connection Sizes: Liquid Ømm / Gas Ømm	6.35 / 9.52			6.35 / 12.7

RAM Series Outdoor Unit

Model : Outdoor Unit	RAM-55QHA2	RAM-68QHA2	RAM-72QHA2	RAM-90QHA2	RAM-110QHA2
General Specifications					
Capacity					
Cooling Capacity (kW)	5.3	6.8	7.0	8.5	10.6
Cooling Capacity Range (kW)	1.5 - 6.6	2.4 - 8.8	2.4 - 8.8	1.5 - 9.5	1.5 - 13.2
Heating Capacity (kW)	6.8	8.5	8.5	11.0	13.6
Heating Capacity Range (kW)	1.5 - 7.2	2.8 - 9.5	2.8 - 9.5	1.5 - 11.5	1.5 - 14.4
EER / AEER	3.63 / 3.53	3.37 / 3.29	3.37 / 3.28	3.32 / 3.23	3.62 / 3.52
COP / ACOP	3.98 / 3.88	3.54 / 3.48	3.54 / 3.46	3.54 / 3.46	3.95 / 3.85
Multi Head Connection					
No. Of Indoor Units (Min / Max)	2 / 2	2 / 3	2 / 4	2 / 5	2 / 3 per Ref Circuit
Dimensions & Weights					
Outdoor Unit (H x W x D mm)	650 x 850 x 298	800 x 850 x 298		800 x 950 x 370	1450 x 855 x 308
Weight kg	50	55		71	113
Sound Pressure Level					
Outdoor Unit dB(a) Cool / Heat	52 / 53	53 / 56		55 / 58	55 / 56
Sound Power	64	67		69	67
Working Range					
Cooling (°C db)	-10° / 46°				
Heating (°C db)	-15° / 21°				



RAM-55-90

RAM-110

Model : Outdoor Unit	RAM-55QHA2	RAM-68QHA2	RAM-72QHA2	RAM-90QHA2	RAM-110QHA2
----------------------	------------	------------	------------	------------	-------------

Installer Specifications

Piping

Pipe Connection Sizes	RAM-55QHA2	RAM-68QHA2	RAM-72QHA2	RAM-90QHA2	RAM-110QHA2
Liquid Ømm	2 x 6.35	3 x 6.35	4 x 6.35	5 x 6.35	6 x 6.35
Gas Ømm	2 x 9.52	3 x 9.52	1 x 12.7 / 3 x 9.52	2 x 12.7 / 3 x 9.52	6 x 9.52

Refrigerant	R 410A				
-------------	--------	--	--	--	--

Max Pipe Length (m) per circuit	35	45	60	75	45
---------------------------------	----	----	----	----	----

Number of Circuits	1			2	
--------------------	---	--	--	---	--

Individual Pipe Length (m)	25				
----------------------------	----	--	--	--	--

Max Pre Charged Length (m)	35	30			35 per system**
----------------------------	----	----	--	--	-----------------

Max Pipe Lift (m)	20				
-------------------	----	--	--	--	--

Max Height between Indoor Units	5				
---------------------------------	---	--	--	--	--

Compressor Type	1 X DC 2-cylinder rotary			2 X DC 2-cylinder rotary	
-----------------	--------------------------	--	--	--------------------------	--

Electrical

Power Supply	240/1/50				
--------------	----------	--	--	--	--

Run Current - Cooling / Heating	6.5/7.5	8.6/9.6	8.9/8.9	9.9/10.4	13.5/15.2
---------------------------------	---------	---------	---------	----------	-----------

Interconnection Wires mains	2C + E*				
-----------------------------	---------	--	--	--	--

* RAK-70NHA2 Interconnection 4C + E

* RAK-70NHA2 requires 35DC and 240VAC from outdoor unit.

** Please refer to technical specifications for detailed information.

MultiZone Combinations

Model : Outdoor Unit	RAM-55QHA2	RAM-68QHA2	RAM-72QHA2	RAM-90QHA2	RAM-110QHA2
Cooling Capacity (kW)	5.3	6.8	7.0	8.5	10.6
Two units					
18 + 18	•	•	•	•	
18 + 25	•	•	•	•	
18 + 35	•	•	•	•	
18 + 50	•	•	•	•	
18 + 60			•	•	
18 + 70			•	•	
25 + 25	•	•	•	•	
25 + 35	•	•	•	•	
25 + 50	•	•	•	•	
25 + 60			•	•	
25 + 70			•	•	
35 + 35	•	•	•	•	
35 + 50	•	•	•	•	
35 + 60			•	•	
35 + 70			•	•	
50 + 50		•	•	•	
50 + 60			•	•	
50 + 70				•	
60 + 60				•	
60 + 70				•	
70 + 70				•	
Three units					
18 + 18 + 18		•	•	•	
18 + 18 + 25		•	•	•	
18 + 18 + 35		•	•	•	
18 + 18 + 50		•	•	•	
18 + 18 + 60			•	•	
18 + 18 + 70			•	•	
18 + 25 + 25		•	•	•	
18 + 25 + 35		•	•	•	
18 + 25 + 50		•	•	•	
18 + 25 + 60			•	•	
18 + 25 + 70				•	
18 + 35 + 35		•	•	•	
18 + 35 + 50		•	•	•	
18 + 35 + 60				•	
18 + 35 + 70				•	
18 + 50 + 50				•	
18 + 50 + 60				•	
18 + 50 + 70				•	
18 + 60 + 60				•	
18 + 60 + 70				•	
25 + 25 + 25		•	•	•	
25 + 25 + 35		•	•	•	
25 + 25 + 50		•	•	•	
25 + 25 + 60			•	•	

• At least 2 indoor units should be connected at least for RAM-55QHA2, 68QHA2, 72QHA2, 90QHA2
 • At least 4 indoor units should be connected for RAM-110QHA2

MultiZone Combinations

Model : Outdoor Unit	RAM-55QHA2	RAM-68QHA2	RAM-72QHA2	RAM-90QHA2	RAM-110QHA2
Cooling Capacity (kW)	5.3	6.8	7.0	8.5	10.6
Three units cont.					
25 + 25 + 70				•	
25 + 35 + 35		•	•	•	
25 + 35 + 50		•	•	•	
25 + 35 + 60				•	
25 + 35 + 70				•	
25 + 50 + 50				•	
25 + 50 + 60				•	
25 + 50 + 70				•	
25 + 60 + 60				•	
35 + 35 + 35		•	•	•	
35 + 35 + 50				•	
35 + 35 + 60				•	
35 + 35 + 70				•	
35 + 50 + 50				•	
35 + 50 + 60				•	
35 + 60 + 60				•	
50 + 50 + 50				•	
Four units					
18 + 18 + 18 + 18			•	•	•
18 + 18 + 18 + 25			•	•	•
18 + 18 + 18 + 35			•	•	•
18 + 18 + 18 + 50			•	•	•
18 + 18 + 18 + 60				•	
18 + 18 + 18 + 70				•	
18 + 18 + 25 + 25			•	•	•
18 + 18 + 25 + 35			•	•	•
18 + 18 + 25 + 35			•	•	•
18 + 18 + 25 + 50				•	•
18 + 18 + 25 + 60				•	
18 + 18 + 25 + 70				•	
18 + 18 + 35 + 35			•	•	•
18 + 18 + 35 + 50				•	•
18 + 18 + 35 + 60				•	
18 + 18 + 35 + 70				•	
18 + 18 + 50 + 50				•	•
18 + 18 + 50 + 60				•	
18 + 25 + 25 + 25			•	•	•
18 + 25 + 25 + 35			•	•	•
18 + 25 + 25 + 50				•	•
18 + 25 + 25 + 60				•	
18 + 25 + 25 + 70				•	
18 + 25 + 35 + 35				•	•
18 + 25 + 35 + 50				•	•
18 + 25 + 35 + 60				•	
18 + 25 + 35 + 70				•	
18 + 25 + 50 + 50				•	•

• At least 2 indoor units should be connected at least for RAM-55QHA2, 68QHA2, 72QHA2, 90QHA2
 • At least 4 indoor units should be connected for RAM-110QHA2

MultiZone Combinations

Model : Outdoor Unit	RAM-55QHA2	RAM-68QHA2	RAM-72QHA2	RAM-90QHA2	RAM-110QHA2
Cooling Capacity (kW)	5.3	6.8	7.0	8.5	10.6
Four units cont.					
18 + 25 + 50 + 60				•	
18 + 35 + 35 + 35				•	•
18 + 35 + 35 + 50				•	•
18 + 35 + 35 + 60				•	
18 + 35 + 50 + 50				•	•
25 + 25 + 25 + 25			•	•	•
25 + 25 + 25 + 35			•	•	•
25 + 25 + 25 + 50				•	•
25 + 25 + 25 + 60				•	
25 + 25 + 25 + 70				•	
25 + 25 + 35 + 35				•	•
25 + 25 + 35 + 50				•	•
25 + 25 + 35 + 60				•	
25 + 25 + 50 + 50				•	•
25 + 35 + 35 + 35				•	•
25 + 35 + 35 + 50				•	•
25 + 35 + 35 + 60				•	
35 + 35 + 35 + 35				•	•
35 + 35 + 35 + 50				•	
Five units					
18 + 18 + 18 + 18 + 18				•	•
18 + 18 + 18 + 18 + 25				•	•
18 + 18 + 18 + 18 + 35				•	•
18 + 18 + 18 + 18 + 50				•	•
18 + 18 + 18 + 18 + 60				•	
18 + 18 + 18 + 18 + 70				•	
18 + 18 + 18 + 25 + 25				•	•
18 + 18 + 18 + 25 + 35				•	•
18 + 18 + 18 + 25 + 50				•	•
18 + 18 + 18 + 25 + 60				•	
18 + 18 + 18 + 25 + 70				•	
18 + 18 + 18 + 35 + 35				•	•
18 + 18 + 18 + 35 + 50				•	•
18 + 18 + 18 + 35 + 60				•	
18 + 18 + 18 + 50 + 50				•	•
18 + 18 + 25 + 25 + 25				•	•
18 + 18 + 25 + 25 + 35				•	•
18 + 18 + 25 + 25 + 50				•	•
18 + 18 + 25 + 25 + 60				•	
18 + 18 + 25 + 35 + 35				•	•
18 + 18 + 25 + 35 + 50				•	•
18 + 18 + 35 + 35 + 35				•	•
18 + 25 + 25 + 25 + 25				•	•
18 + 25 + 25 + 25 + 35				•	•

• At least 2 indoor units should be connected at least for RAM-55QHA2, 68QHA2, 72QHA2, 90QHA2
 • At least 4 indoor units should be connected for RAM-110QHA2

MultiZone Combinations

Model : Outdoor Unit	RAM-55QHA2	RAM-68QHA2	RAM-72QHA2	RAM-90QHA2	RAM-110QHA2
Cooling Capacity (kW)	5.3	6.8	7.0	8.5	10.6
Five units cont.					
18 + 25 + 25 + 25 + 50				•	•
18 + 25 + 25 + 25 + 60				•	
18 + 25 + 25 + 35 + 35				•	•
18 + 25 + 25 + 35 + 50				•	•
18 + 25 + 35 + 35 + 35				•	•
18 + 35 + 35 + 35 + 35					•
25 + 25 + 25 + 25 + 25				•	•
25 + 25 + 25 + 25 + 35				•	•
25 + 25 + 25 + 25 + 50				•	•
25 + 25 + 25 + 35 + 35				•	•
25 + 25 + 25 + 35 + 50					•
25 + 25 + 35 + 35 + 35				•	•
Six units					
18 + 18 + 18 + 18 + 18 + 18					•
18 + 18 + 18 + 18 + 18 + 25					•
18 + 18 + 18 + 18 + 18 + 35					•
18 + 18 + 18 + 18 + 18 + 50					•
18 + 18 + 18 + 18 + 25 + 25					•
18 + 18 + 18 + 18 + 25 + 35					•
18 + 18 + 18 + 18 + 25 + 50					•
18 + 18 + 18 + 18 + 35 + 35					•
18 + 18 + 18 + 18 + 35 + 50					•
18 + 18 + 18 + 18 + 50 + 50					•
18 + 18 + 18 + 25 + 25 + 25					•
18 + 18 + 18 + 25 + 25 + 35					•
18 + 18 + 18 + 25 + 25 + 50					•
18 + 18 + 18 + 25 + 35 + 35					•
18 + 18 + 18 + 25 + 35 + 50					•
18 + 18 + 18 + 35 + 35 + 35					•
18 + 18 + 18 + 35 + 35 + 50					•
18 + 18 + 25 + 25 + 25 + 25					•
18 + 18 + 25 + 25 + 25 + 35					•
18 + 18 + 25 + 25 + 25 + 50					•
18 + 18 + 25 + 25 + 35 + 35					•
18 + 18 + 25 + 25 + 35 + 50					•
18 + 18 + 25 + 35 + 35 + 35					•
18 + 18 + 35 + 35 + 35 + 35					•
18 + 25 + 25 + 25 + 25 + 25					•
18 + 25 + 25 + 25 + 25 + 35					•
18 + 25 + 25 + 25 + 35 + 35					•
25 + 25 + 25 + 25 + 25 + 25					•
25 + 25 + 25 + 25 + 25 + 35					•
25 + 25 + 25 + 25 + 35 + 35					•

• At least 2 indoor units should be connected at least for RAM-55QHA2, 68QHA2, 72QHA2, 90QHA2
 • At least 4 indoor units should be connected for RAM-110QHA2

temperzone Australia Pty Ltd

ENQUIRIES

sales@temperzone.com.au

AUSTRALIA

Sydney: (02) 8822 5700
Melbourne: (03) 8769 7600
Brisbane: (07) 3308 8333
Adelaide: (08) 8115 2111

DISTRIBUTORS

Newcastle: (02) 4962 1155
Perth: (08) 6399 5900
Launceston: (03) 6331 4209

NEW ZEALAND

Auckland: (09) 279 5250
Wellington: (04) 569 3262
Christchurch: (03) 379 3216



WARRANTY

Must be maintained in accordance with maintenance recommendations.

hitachiaircon.com.au
hitachiheatpump.co.nz



The specifications of this catalogue may change without prior notice to allow Hitachi Cooling & Heating to incorporate the latest innovations for its customers. The information contained in this catalogue is merely informative. Hitachi Cooling & Heating declines any responsibility in the broadest sense, for damage, direct or indirect, arising from the use and / or interpretation of the recommendations in this catalogue.